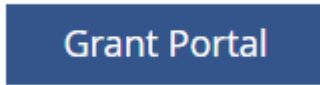


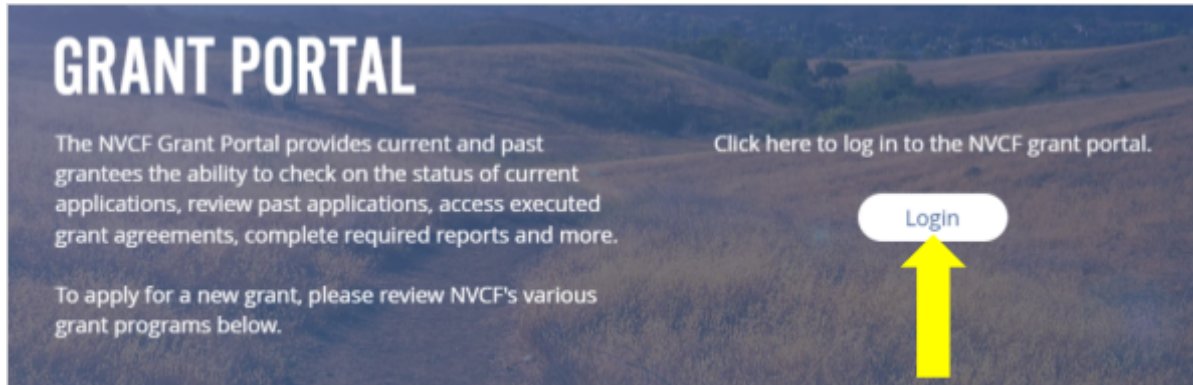
# How To Create a User Account

If you would like to apply for a grant through NVCF please follow these steps to set up a user account.

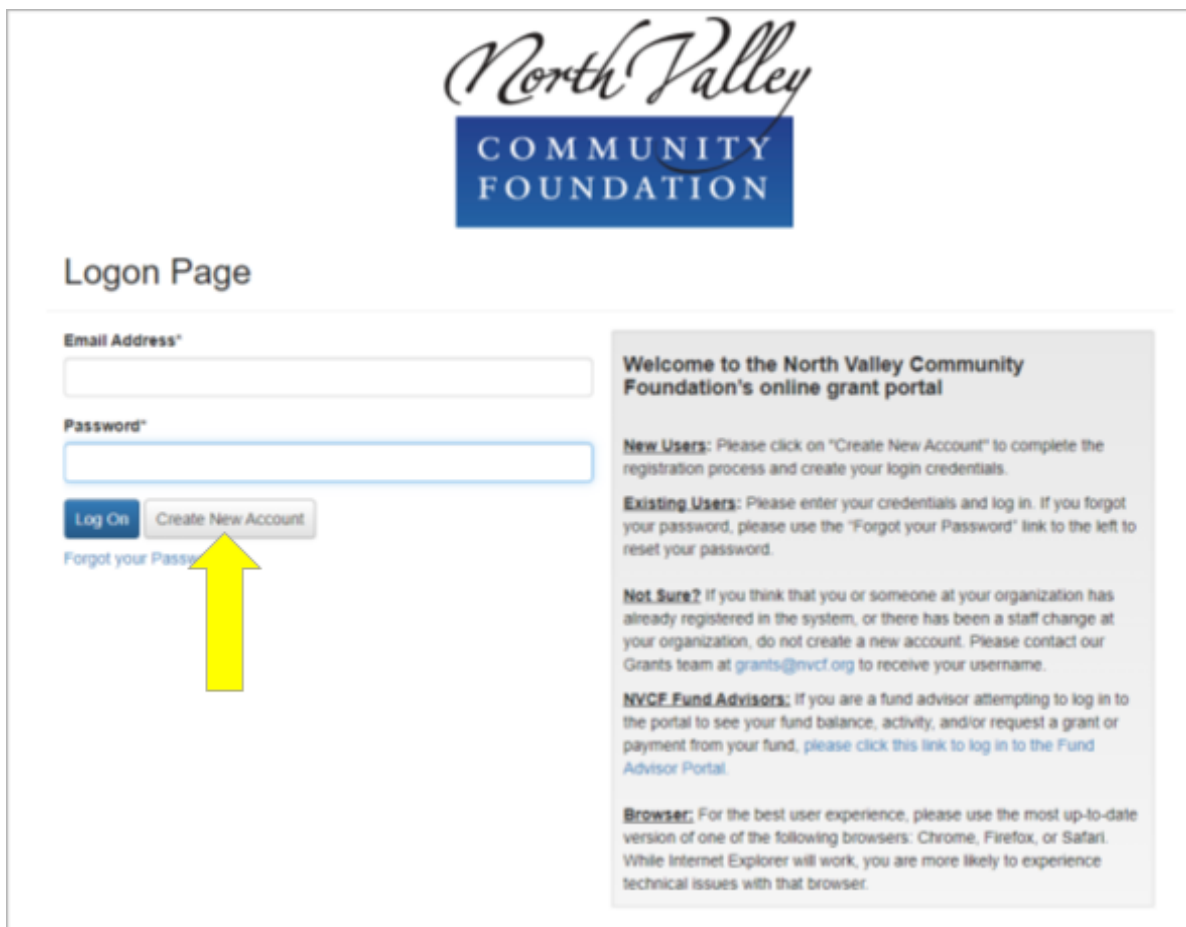
1. From our website at <https://www.nvcf.org/>, click on “**Grant Portal**” at the top of the page.



2. Next, click on the “**Login**” link to access our grant portal.



3. Click on "**Create New Account**" to complete the registration process and create your login credentials.



**Not Sure?** If you think that you or someone at your organization has already registered in the system, or there has been a staff change at your organization, do not create a new account. Please contact our Grants team at [grants@nvcf.org](mailto:grants@nvcf.org) to receive your username.

**NVCF Fund Advisors:** If you are a fund advisor attempting to log in to the portal to see your fund balance, activity, and/or request a grant or payment from your fund, please click this link to log in to the Fund Advisor Portal.

**Browser:** For the best user experience, please use the most up-to-date version of one of the following browsers: Chrome, Firefox, or Safari. While Internet Explorer will work, you are more likely to experience technical issues with that browser.

**Existing Users:** Please enter your credentials and log in. If you forgot your password, please use the “Forgot your Password” link to the left to reset your password.